


# D3598-B ATX

## Extended Lifecycle Series

---



Intel® C422 Workstation chipset and Intel® Xeon® processors

- ▶ 2x PCIe x16
- ▶ Intel® VROC Support
- ▶ Dual LAN & Mini-PCIe
- ▶ HW Watchdog
- ▶ USB 3.1 Gen2 Type C

POSSIBILITIES START HERE



# D3598-B ATX

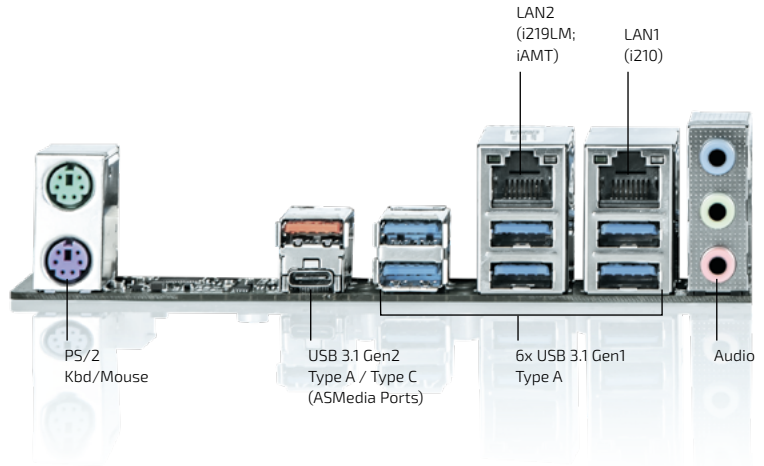
## Extended Lifecycle Series

The Extended Lifecycle Motherboard D3598-B ATX is the right choice for any demanding applications and needs. Featured by Intel® C422 Chipset, the D3598-B supports the Intel® Xeon® processors based on LGA2066. The perfect fit for any workstation and high performance computing will be realized with 7 PCIe connectors, Dual Intel® GbE

LAN, Mini-PCIe and M.2 onboard capability as well as M.2 Riser to support two additional M.2 in RAID mode. The D3598-B fulfill the level of semi-industrial needs with 24/7 continuous operation up to 50 °C ambient temperature under heavy load (100 %) and prolonged lifecycle for min. 3 years.

### PRODUCT HIGHLIGHTS

- ▶ Intel® Xeon® processor W21xx/W22xx
- ▶ DDR4 2666 SDRAM Memory, max. 512 GByte
- ▶ Mini-PCIe socket incl. USB
- ▶ 7x PCIe generation 3 onboard
- ▶ 5.1 multichannel audio onboard
- ▶ USB 3.1 Gen2, USB 3.1 Gen1 and USB 2.0
- ▶ USB 3.1 Gen2 Type C
- ▶ Dual Intel GbE LAN supporting iAMT/vPro & Teaming
- ▶ 8x Serial ATA III incl. RAID onboard
- ▶ Trusted Platform Modul (Infineon) V2.0 onboard
- ▶ BIOS-POST/-Boot & OS - HW Watchdog onboard
- ▶ M.2 SSD 2280 socket (PCIe, for NVMe modules)
- ▶ Socket for optional Intel® VROC HW License Key (NVMe SSD RAID)



### TECHNICAL INFORMATION

<b>SYSTEM</b>	<b>PROCESSOR</b>	Intel® Xeon® processor W21xx/22xx Socket R4 (LGA2066), max. 165 W TDP, integrated Memory Controller (For details on supported processors please refer to our website)
	<b>CHIPSET</b>	Intel® C422 Workstation chipset
	<b>MEMORY</b>	8 DIMM Sockets DDR4, max. 512 GByte, up to 4 channels 8 GByte/16 GByte/32 GByte/64 GByte RDIMM Modules DDR4 2133/2400/2666/2933 1.2 V, 288-pin, ECC Max. supported memory and effective memory speed depends on installed processor
<b>VIDEO</b>	<b>GRAPHICS</b>	SLI-Certification for Nvidia Quadro cards
<b>AUDIO</b>	<b>AUDIO CODEC</b>	Realtek ALC671
	<b>AUDIO INTERFACE</b>	5.1 Multichannel, High Definition Audio
<b>NETWORK CONNECTION</b>	<b>ETHERNET</b>	Intel® i219LM/Intel® i210 Ethernet Controller with 10/100/1000 MBit/s, iAMT/vPro Wake-on-LAN (WoL) by interesting Packets, Link Status Change and Magic Packet™, PXE Support, BIOS MAC Address Display, Teaming Support
<b>PERIPHERAL CONNECTION</b>	<b>USB</b>	2x USB 2.0 (by header), 6x USB 3.1 Gen1, 4x USB 3.1 Gen1 by header, 2x USB 3.1 Gen2 (ASMedia ASM1142)
	<b>SERIAL PORT</b>	1x RS232 (by header)
<b>STORAGE &amp; EXPANSION</b>	<b>SATA</b>	8x SATA III 600 Interfaces (up to 6Gbit/s, NCQ); AHCI; RAID 0/1/10
	<b>PCIe/PCI SLOTS</b>	PCIe x16: 2x 16 Lanes Gen3 PCIe x8: 1x 8 Lanes, Gen3; 2x 4 Lanes, Gen3; 2x 1 Lane, Gen3
<b>POWER</b>	<b>CONNECTOR</b>	24 Pin Power Connector + 8 Pin (12 V ) ATX Power Connector required
	<b>INPUT VOLTAGE</b>	Support for Soft-Off Power Supplies; 12 V and 3.3 V Supply Voltage on PCIe Slots
<b>FIRMWARE</b>	<b>BIOS</b>	AMI Aptio 5.x (UEFI) BIOS modified and adapted by Fujitsu Technology Solutions; Recovery BIOS, SM-BIOS (DMI), BIOS and CPU Microcode Update, Quick Boot, Logo Boot, Quiet Boot, Plug & Play, Automatic DRAM and PCIe Configuration, BIOS Support for S.M.A.R.T., Advanced Power Management, ACPI S3/S4, Wake on time from S5.
	<b>WATCHDOG</b>	Full supervision of BIOS POST and Boot sequence
	<b>REAL TIME CLOCK</b>	Integrated
	<b>TPM</b>	Trusted Platform Module TPM V2.0 (Infineon SLB9670; TCG compliant)

## TECHNICAL INFORMATION

<b>SYSTEM CONTROL</b>	<b>FP HEADER</b>	1x Header for Reset button, HDD LED & internal Speaker Power button, Power LED Recovery BIOS, System and BIOS Password, Boot Sequence Control, Serial/USB- Port Access Protection, Boot Sector Virus Warning, Write Protection for Flash BIOS, EraseDisk (optional BIOS Feature), Infineon Trusted Platform Module (TPM V2.0)
	<b>SECURITY</b>	
<b>SOFTWARE</b>	<b>OS SUPPORT</b>	MS Windows 7-64, MS Windows 10-64, Linux-64
<b>MECHANICAL</b>	<b>DIMENSIONS (L x W)</b>	ATX: 12" x 9.6" (305 x 244 mm)
<b>ENVIRONMENTAL</b>	<b>OPERATION TEMPERATURE</b>	10 °C - 50 °C
<b>CERTIFICATION</b>	<b>EMC &amp; SAFETY</b>	cTÜVus possible upon request, CE Class B, UKCA, FCC-B verified

## POWER SUPPLY REQUIREMENTS

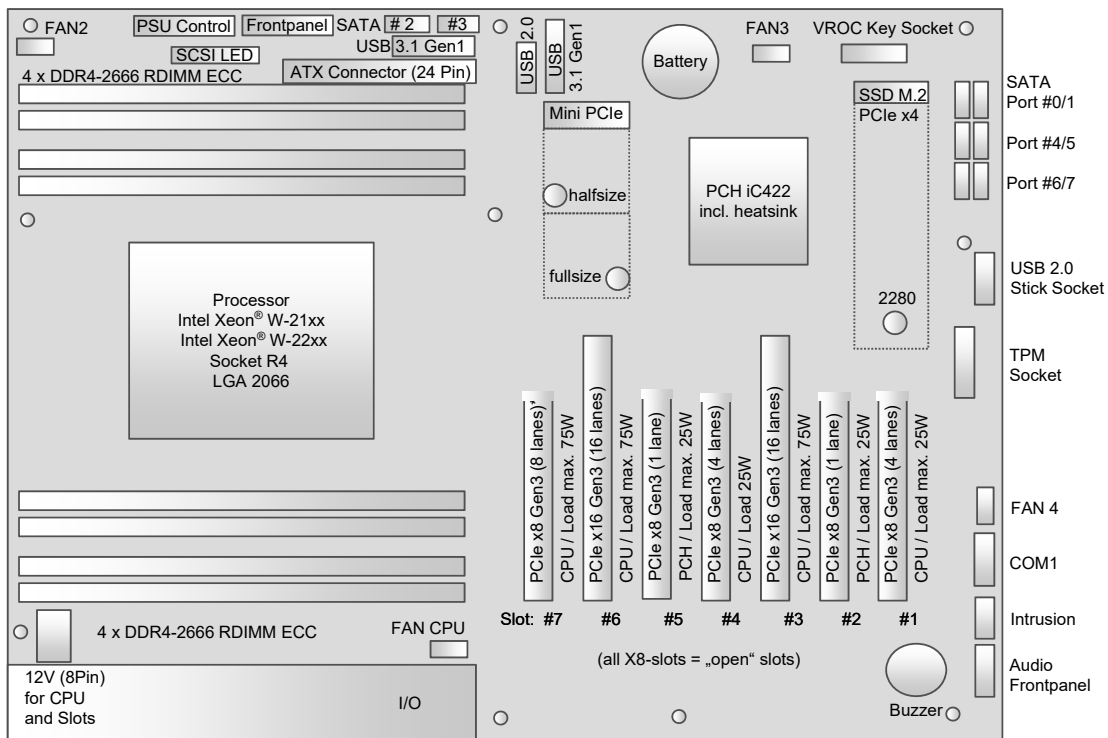
SOURCE	VOLTAGE	MIN. PS LOAD	MAX. VOLTAGE TOLERANCE	MOTHERBOARD CAPACITIVE LOAD	MOTHERBOARD MAX. CURRENT (continuous)
Main Power Supply	+ 12 V <sub>CPU</sub> (Rail#2)	0.05 A*	± 5 %	1.000 µF	~45 A**, ***
	+ 12 V <sub>CPU</sub> (Rail#3)	0.05 A*	± 5 %	1.000 µF	~45 A**, ***
	+ 12 V <sub>SYS</sub> (Rail#1)	0.05 A*	± 5 %	1.000 µF	~45 A**, ***
	- 12 V	0 A	-	-	-
	+ 5 V	0.05 A	± 5 %	2.200 µF	~28 A***
	+ 3.3 V	0.05 A	± 5 %	2.000 µF	~20 A***
Aux	+ 5 Vaux	0 A	+ 5 % / - 3 %	2.200 µF	~2 A***

\*) Combined load for all 12 V Rails.

\*\*) Thereof processor peak current up to 32 A (<250 ms)

\*\*\*) Depends on system configuration (Main focus: 12 V/3.3 V: PCIe Slots; 5 V: Memory/USB)

## CONNECTOR / SOCKET DIAGRAM



\*) 8 lanes with i9-109xxX processor only

## TECHNICAL INFORMATION

FEATURES		ATX / Intel® C422
	Board Size / Chipset Stereo Audio / 5.1 Multichannel Audio Buzzer / int. Speaker Support Dual LAN Gbit / 100 Mbit / 10 Mbit DASH / AoL / Boot / iAMT 11.6 / vPro SATA / SATA RAID / eSATA Support / M.2 (PCIe x4) / NVME RAID (VROC)* USB 2.0 / USB 3.1 Gen1 / USB 3.1 Gen2 / USB 3.1 Gen2 Type C FAN controlled & monitored PSU** / CPU / AUX1 / AUX2 / AUX3 TEMP monitored CPU / Onboard Sensors	- / + + / + + / + / + - - / + / + / + + / + / + / + / + + / + / + / + + / + / + / + / + + / +
SPECIAL FEATURES	Silent Fan / System Guard Recovery BIOS / Desk Update / Multi Boot HDD Password / USB Security / EraseDisk Logo Boot Option BIOS POST- / BIOS Boot- / OS - HW Watchdog Operating Mode 24-7 / 8-5 (hrs per day - days per week) Mainboard operating temperature range (chassis inside) Support for additional M.2 SSD modules (via M.2 carrier board D3352)***	+ / + + / + / + + / + / + + + / + / + + / - 10 °C – 50 °C +
INTERNAL CONNECTORS	DIMM Sockets (DDR4 2666/2933 MHz) PCI Express® x16: 16lanes-gen3 PCI Express® x8: 8 lanes-gen3 / 4 lanes-gen3 / 1 lane-gen3 SATA (600) / SATA (300) / M.2 SSD S/PDIF / FireWire™ / Audio Input / Front Panel HD Audio (9-Pin) USB 2.0 channels / USB 3.1 Gen1 channels / USB 3.1 Gen2 channels / socket for USB2.0 stick / USB 2.0 via Mini-PCIe socket Serial (FIFO, 16550 compatible) / SMBus Access FAN PSU** / CPU / AUX1 / AUX2 / AUX3 Intrusion (Case Open) Parallel (EPP/ECP) Pin Connector Power 24 Pin (BTX) / 8 Pin (additional 12 V Supply)	8 2 1 / 2 / 2 8 / 0 / 1 - / - / - / 1 2 / 4 / 0 / 1 / 1 1 / 1 1 / 1 / 1 / 1 / 1 1 - 1 / 1
EXTERNAL CONNECTORS	Graphics Audio Mic. In / Line in / Line out LAN (RJ-45) / PS/2 Mouse / PS/2 Keyboard FireWire™ / Serial (RS232) / Parallel (EPP/ECP) USB 2.0 / USB 3.1 Gen1 / USB 3.1 Gen2 Type A / USB 3.1 Gen2 Type C	- 1 / 1 / 1 2 / 1 / 1 - / - / - - / 6 / 1 / 1

\*) Requires VROC HW License Key

\*\*\*) Not supported by standard Power Supplies

\*\*\*) D3358-B supports up to two carrier boards D3352-A2 (= max. 4x M.2 SSD module)

## ORDERING INFORMATION

ARTICLE	PART NO.	DESCRIPTION
D3598-B ATX	F5110-V150	Intel® Xeon® W21xx/22xx, Intel® C422 Chipset
<b>ACCESSORIES</b>		
M.2 ADAPTER BOARD	F5000-M003	Adapter for Mini PCIe to M.2 Wi-Fi modules
SERIAL PORT CABLE	F5000-K005	ATX Slotbracket
M.2 CARRIER BOARD	F5000-M002	2x M.2
M.2 CARRIER BOARD	F5000-M001	1x M.2

## GLOBAL HEADQUARTERS

### Kontron Europe GmbH

Gutenbergstraße 2  
85737 Ismaning, Germany  
Tel.: +49 821 4086-0  
Fax: +49 821 4086-111  
info@kontron.com

[www.kontron.com](http://www.kontron.com)